

Key Issues

THE DRUG
SITUATION AND
RESPONSES
IN MALTA

2023

Copyright
National Focal Point for Drugs and Drug Addiction

First Published 2024

All rights reserved. No part of this publication may be reproduced, stored in a retrieval system, transmitted or utilised in any form or by any means, electronic, mechanical, photocopying, recording or otherwise without the permission in writing from the publishers.

Published by the Ministry for Social Policy and Children's Rights
and co-funded by the EMCDDA.

Key Issues – Drug Situation in Malta 2023
ISBN: 978-9918-9580-2-3
Key words: drugs, situation, response, Malta

Typeset by Etienne Robinich
Printed at the Government Printing Press

TABLE OF CONTENTS

DRUG STRATEGY & COORDINATION

DRUG LAW OFFENCES

PROBLEM DRUG USE

DRUG HARMS

TREATMENT

Authors and Contributors

Authors (In alphabetical order)

Manuel Gellel
Roberta Gellel
Richard Muscat
Alessia Pulis

Graphic Design

Roberta Gellel

Contributors (In alphabetical order)

Sharon Arpa	Foundation for Social Welfare Services
Joshua Aquilina	Caritas Malta
Ronald Balzan	Foundation for Social Welfare Services
Jeffrey Bonnici	Mater Dei Hospital, Toxicology Unit
Eleonor Borg	Caritas Malta
Stephania Calafato	Law Courts
Maria Theresa Camilleri	Dual Diagnosis Units
Alosia Camilleri	OASI Foundation
Mariella Camilleri	Correctional Services Agency
Moses Camilleri	Sedqa Substance Misuse Outpatients Unit
Joe Caruana	Sedqa Substance Misuse Outpatients Unit
Alistair Chetcuti	Male Dual Diagnosis Unit
Charlene Ann Ciantar	Malta Police Force, Drug Squad
Graziella Cutajar	OASI Foundation
Raymond Cutajar	Primary Health Care
Maria Ellul Desira	Caritas Malta
Alexandra Distefano	Department for Policy in Health
Kathleen England	Mater Dei Hospital, Toxicology Unit
Anthony Gatt	Caritas Malta
Sandro Gatt	Malta Police Force, Drug Squad
Jareth Grima	Sedqa National Agency for Drugs and Alcohol Abuse
Alfred Grixti	Foundation for Social Welfare Services
Marshal Mallia	Malta Police Force, Drug Squad
Christine Marchand Agius	Foundation for Social Welfare Services
Daniel Mercieca	Caritas Malta
Claire Micallef	OASI Foundation
Mike Orland	Sedqa National Agency for Drugs and Alcohol Abuse
Nathalie Saccasan	Probation Services
Antoine Saliba	Anti-Substance Abuse Service
Godwin Sammut	Forensic Analysis Laboratory and Toxicology, University of Malta
Charles Scerri	Sedqa National Agency for Drugs and Alcohol Abuse
Sarah Schembri	Forensic Analysis Laboratory and Toxicology, University of Malta
Vicky Scicluna	Commissioner for Justice
Miriam Sevasta	Probation Services
Dorianne Tabone	Sedqa National Agency for Drugs and Alcohol Abuse
Anna Vella	Sedqa Substance Misuse Outpatients Unit
Mario Vella	Primary Health Care
Noel Xerri	OASI Foundation


List of Figures

- Figure 2.0: Total number of arraignments 2017-2022
- Figure 2.1: Total number of arraignments by possession and trafficking 2017-2022
- Figure 2.2: Total number of arraignments by type of drug 2017-2022
- Figure 2.3: Trafficking arraignments by drug type 2017-2022
- Figure 2.4: Possession arraignments by drug type 2017-2022
- Figure 2.5: Probation and Parole individuals by type of drug 2020-2022
- Figure 2.6: Mean purity levels by type of drug 2017-2022
- Figure 3.0: Total number of syringes distributed between 1994-2022
- Figure 3.1: All treated individuals by primary drug 2022
- Figure 3.2: Previously treated individuals by primary drug 2022
- Figure 3.3: First treated individuals by primary drug 2022
- Figure 3.4: Primary drug Heroin by frequency of use 2022
- Figure 3.5: Primary drug Heroin by route of administration 2022
- Figure 3.6: Primary drug Heroin by secondary drug 2022
- Figure 3.7: Primary drug Cocaine by frequency of use 2022
- Figure 3.8: Primary drug Cocaine by route of administration 2022
- Figure 3.9: Primary drug Cocaine by secondary drug 2022
- Figure 3.10: Primary drug Cannabis by frequency of use 2022
- Figure 3.11: Primary drug Cannabis by secondary drug 2022
- Figure 4.0: Drug-related emergencies by type of drug 2017-2022
- Figure 4.1: Emergency entrants that were admitted to other medical services
- Figure 4.2: Emergency entrants who were admitted to psychiatric services
- Figure 4.3: Evolution of deaths 1997-2022
- Figure 6.0: Primary drug Cocaine by first treated 2017-2022
- Figure 6.1: Proportion of Heroin and Cocaine from all treated individuals 2017-2022
- Figure 6.2: Age distribution by primary drug 2022
- Figure 6.3: Distribution of service users by region 2022

List of Tables

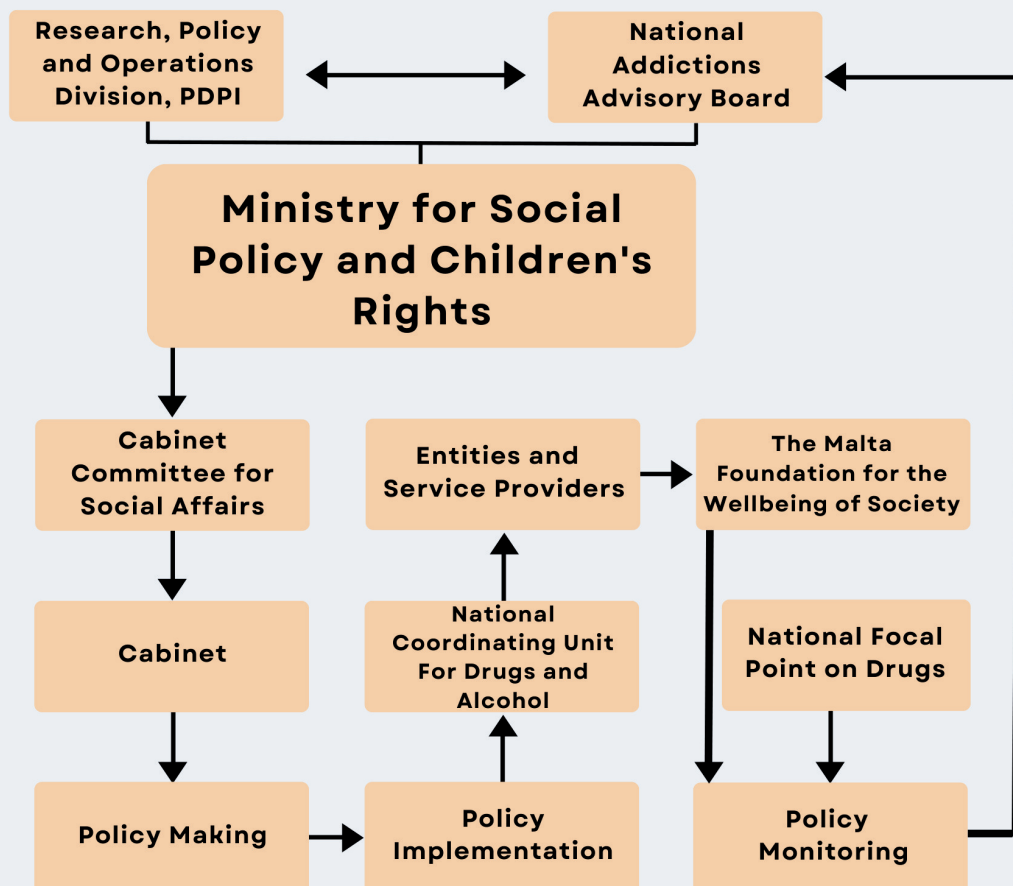
- Table 1.0: Policy process
- Table 2.0: List of Tribunal cases 2017-2022
- Table 2.1: Quantity and number of seizures 2022
- Table 6.0: Individuals in treatment 2017-2022
- Table 6.1: Service users by region 2020 and 2022
- Table 6.2: Tal-Ibwar source of referral 2022

Drug Strategy & Coordination 2022



The main body responsible for drug policy matters in Malta is the National Addictions Advisory Board. The Advisory Board is an integral structure within the Ministry for Social Policy and Children’s Rights. The ten members of the Advisory Board are independent experts appointed by the Minister. The experts hail from a variety of different disciplines that include law, youth studies, education, clinical psychology, psychiatry, epidemiology and neuroscience.

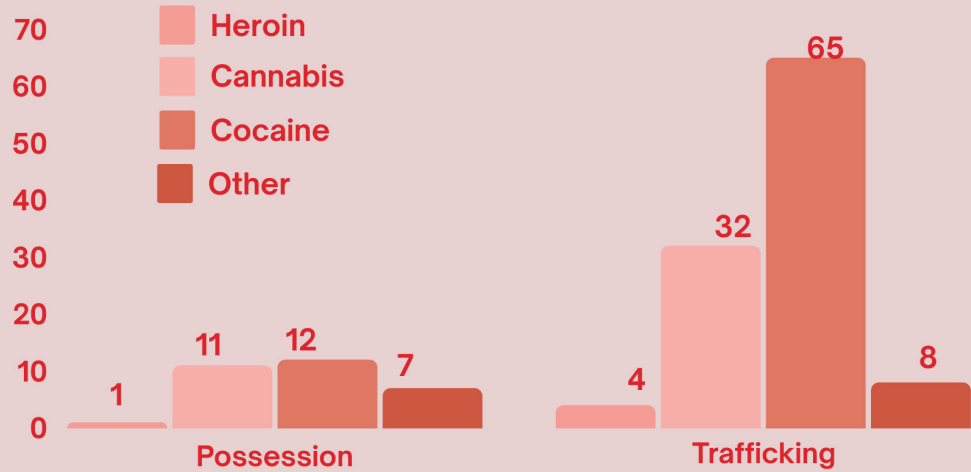
The National Coordinating Unit for Drugs and Alcohol, which is also part of the Ministry for Social Policy and Children’s Rights, is responsible for monitoring the implementation of the National Drugs Policy, while the main remit of the National Focal Point for Drugs and Drug Addiction is that of monitoring the situation and the responses, including the effectiveness of the actions put in place as a result of the National Drugs Policy. The National Focal Point is also required to report on a yearly basis to the European Union Drugs Agency (EUDA) on the drug situation and drug responses put in place by Malta.



Drug Law Offences 2022



Arraignments
140



Tribunal Cases 2022

Penali	2022
Paid	79
Tribunal Pending Payments	68
Cases Judged Not Guilty (Not Due)	4
Cases Pending Judgement	14
Total	165

Probation and Parole 2022

465

Individuals
Registered



13%



87%



Top 3

Drugs Seized



Cocaine
2970.5kg




Herbal Cannabis
156.7kg



Heroin
19.6kg

Mean Purity Level / Potency 2022



51%



Cocaine

25%



Heroin

11%



Cannabis

Problem Drug Use 2022




Number of Cases



Total Number of Cases treated for PROBLEM DRUG USE

Primary Drug

Treatment Entrants by Type of Drug



Harm Reduction

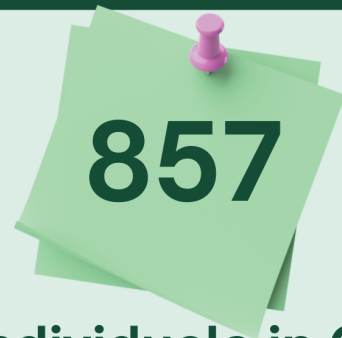
76,666



Syringe Distribution

Opioid Agonist Treatment

857



Individuals in OAT

Treatment


Received Treatment prior to 2022
76%

Primary Drug of Choice



New Cases 2022
24%

Primary Drug of Choice



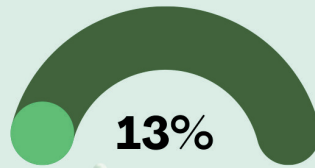
2022 Characteristics of Individuals who Primarily use Heroin



908

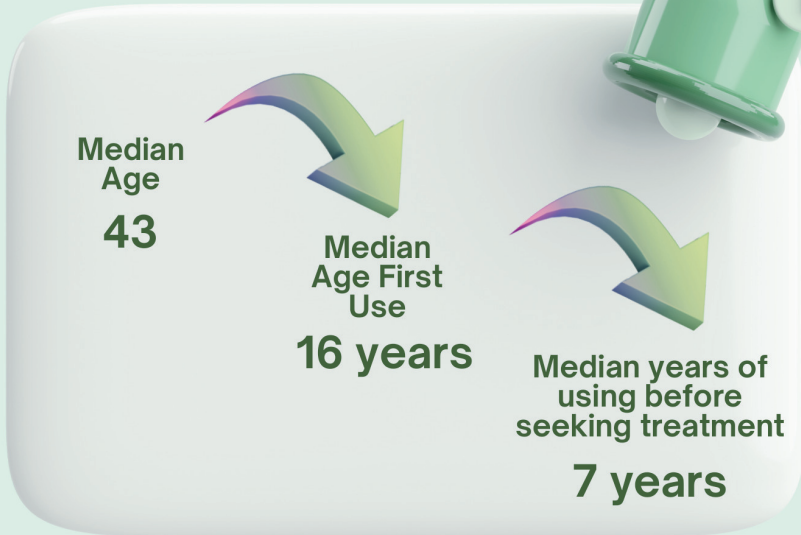
Total Number of Individuals who primarily use Heroin

New Cases



81%
Males

19%
Females



36%
Currently Injecting



94%
Stable Accommodation


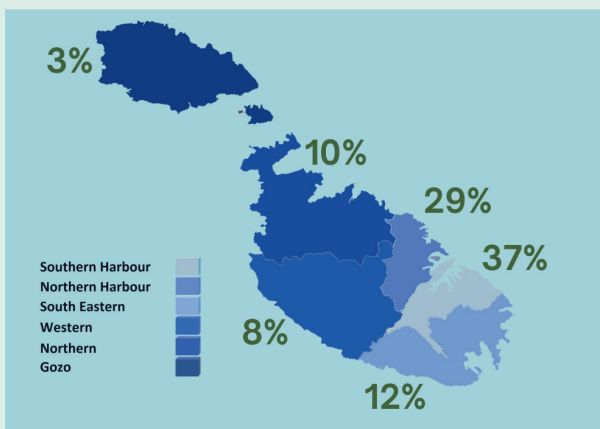


80%
Opioid Agonist Treatment



64%
Self Referred/Family or Friends

Region



71%
Completed Secondary Level Education

8%
Completed Higher Education



40%
Employed

Secondary Substance



35%
Preferred Second Drug COCAINE

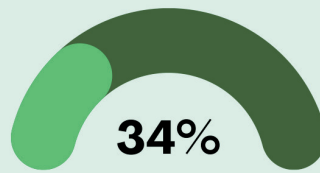
2022 Characteristics of Individuals who Primarily use Cocaine



750

Total Number of Individuals who primarily use Cocaine

New Cases



79%
Males

21%
Females

Median Age
37

Median Age First Use
20 years

Median years of using before seeking treatment
10 years

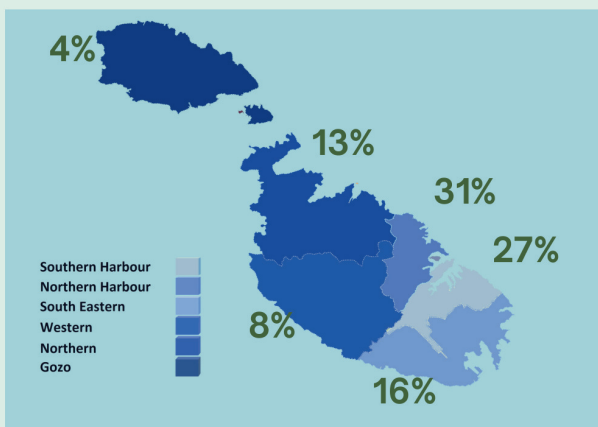
5%
Currently Injecting

88%
Stable Accommodation

15%
Opioid Agonist Treatment

59%
Self Referred/Family or Friends

Region



60%

Completed Secondary Level Education

15%

Completed Higher Education

50%

Employed

Secondary Substance

18%

Preferred Second Drug CANNABIS



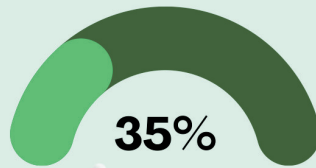
2022 Characteristics of Individuals who Primarily use Cannabis



233

Total Number of Individuals who primarily use Cannabis


New Cases




85%
Males

15%
Females

Median Age
29



Median Age First Use
16 years



Median years of using before seeking treatment
9 years



2%
Currently Injecting



86%
Stable Accommodation

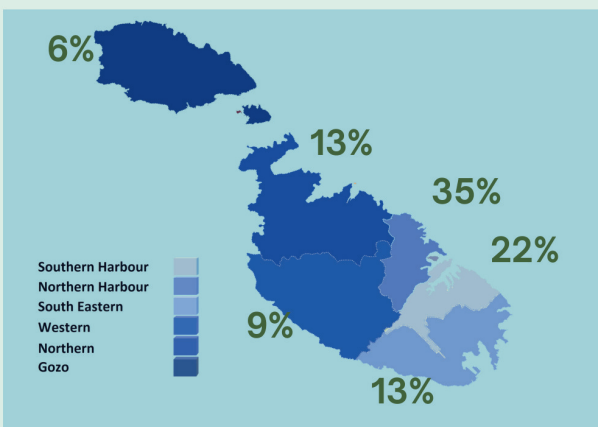


8%
Opioid Agonist Treatment




49%
Self Referred/Family or Friends

Region



65%

Completed Secondary Level Education



16%

Completed Higher Education



50%

Employed

Secondary Substance
25%

Preferred Second Drug COCAINE



Drug Harms

2022



Drug-Related Infectious Diseases

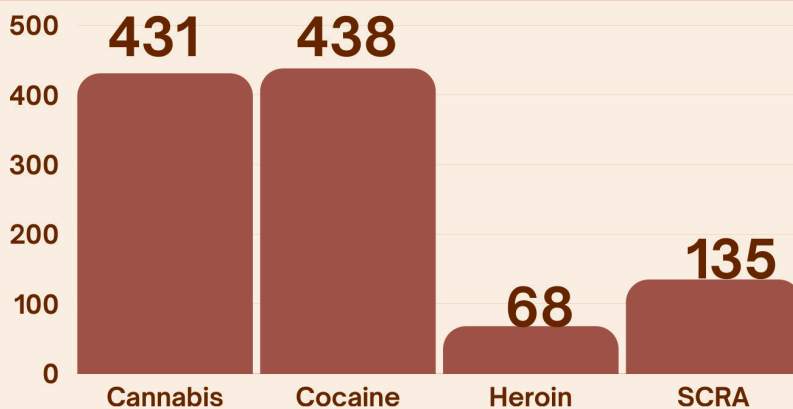


HIV	4% tested	0 Positive
HBV	4% tested	0 Positive
HCV	4% tested	13 Positive

Overdose Deaths



Drug Related Emergencies



Treatment 2022



Problem Drug Use

1,927

Total Number of Cases

Previously Treated Cases



76%

New Cases



24%

Demographics



80%
Males



20%
Females

Median Age
39



66%

Secondary Level Education



46%

Employed



60%

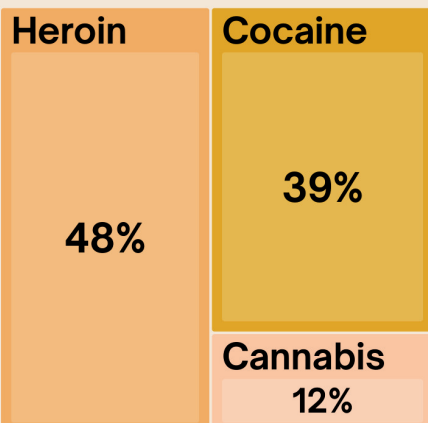
Self Referred / Family or Friend



91%

Stable Accommodation

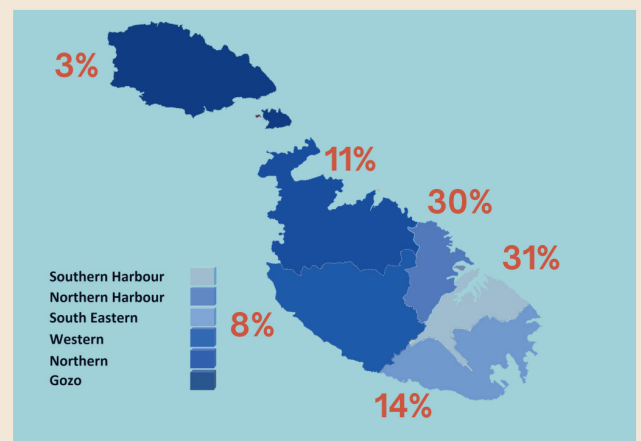
Primary Drug



63%

Never Injected

Region



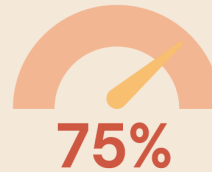
2022 Characteristics of Females Seeking Treatment



Females seeking treatment accounted for 20% of the data

Previously Treated Cases

New Cases



Median Age
38

Median Age First Use
16 years

Median years of using before seeking treatment
8 years



Primary Drug

Heroin

47%

Cocaine

42%

Cannabis

10%



63%

Never Injected



32% of Female individuals seeking treatment reported having children, 52% of these females reported that they live with their children.

67% of females stated to have completed secondary-level education, while 15% have completed higher-level education.

Of the 67% who completed secondary-level education:

- 32% were regularly employed;
- 40% were unemployed.



Of the 15% who reported having a higher-level education:

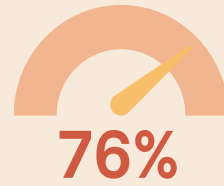
- 50% were regularly employed;
- 27% were unemployed.

2022 Characteristics of Males Seeking Treatment



Males seeking treatment accounted for 80% of the data


Previously Treated Cases




New Cases



Median Age
39



Median Age First Use
16 years



Median years of using before seeking treatment
10 years



Primary Drug

Heroin

48%

Cocaine

38%

Cannabis

13%



63%

Never Injected



65% of males stated to have completed secondary-level education, while 12% have completed higher-level education.



15% of Male individuals seeking treatment reported having children, 44% of these males reported that they live with their children.

Of the 65% who completed secondary-level education:

- 52% were regularly employed;
- 32% were unemployed.



Of the 15% who reported having a higher-level education:

- 61% were regularly employed;
- 17% were unemployed.